

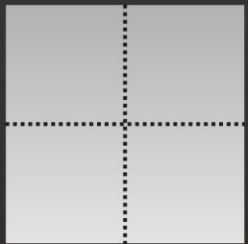
# PSI Wheel Bauanleitung

## 1. Schritt



- ein Stück quadratisches Papier

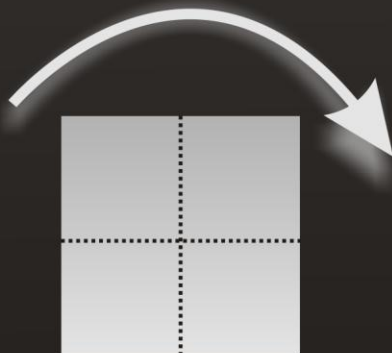
## 2. Schritt



2x mittig Falten

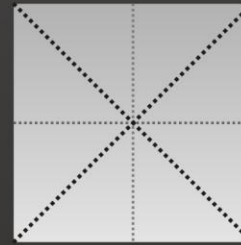


## 3. Schritt



Blatt wenden

## 4. Schritt





2x diagonal Falten



## 5. Schritt

2 mögliche Aufstellungen



Nadel

